

BrightWork365

Control the Project Lifecycle on Microsoft 365

Presented by



Jonathan Weisglass
BrightWork

Control the Project Lifecycle on Microsoft 365

AGENDA:

- **Overview of BrightWork 365 for Microsoft 365**
 - **The Value of Flexible Project Management Process**
 - **Creating Projects with Best Practice Templates**
 - **Controlling Projects With Stage Gates**
 - **Reporting on Projects**
-

QUICK POLL


A photograph of a group of people sitting around a table in a meeting room. A laptop is open on the table. The image is overlaid with a semi-transparent red filter. The text 'QUICK POLL' is centered in the upper half of the image in a bold, yellow, sans-serif font.

BrightWork 365 for Microsoft 365

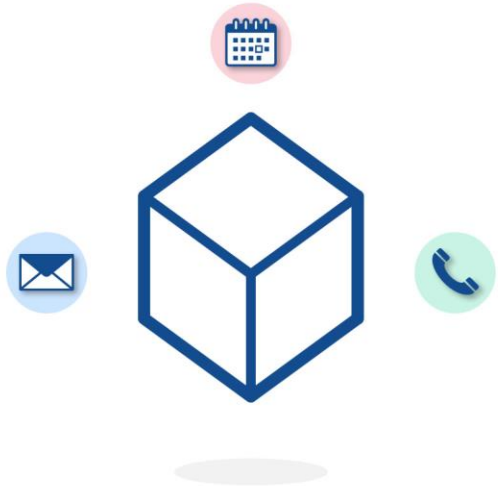
The "What"



The "How"




More "How"



START

Deliver Immediate
Visibility & Control



EVOLVE

Grow Organisational
Project Management

The BrightWork Approach

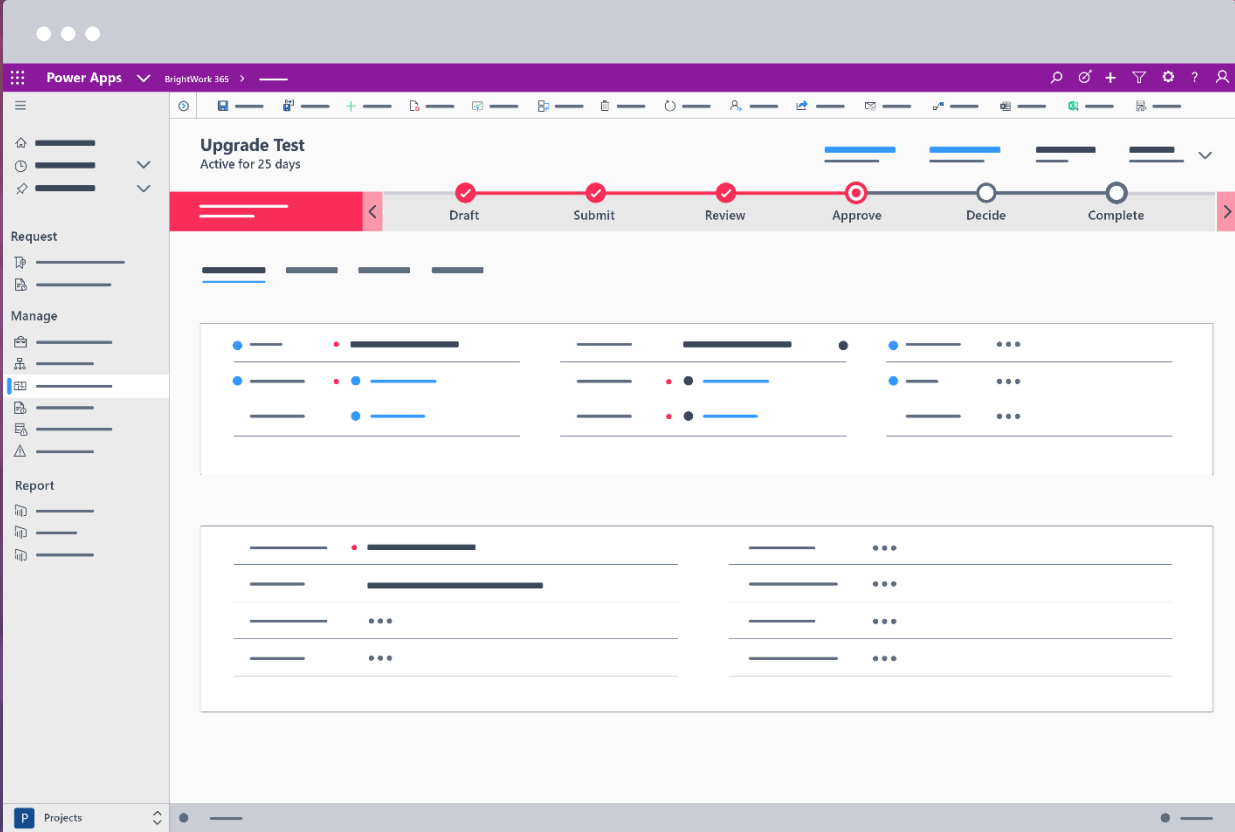
Built into our Product
with Templates

and

Designed into our
Deployment Approach with
Services

DEMO

Project and Portfolio Management



Creating Projects

Home

Global Bank Rollout - Saved
Request · Project Request ▾

Request 2 Approvals
Active for 3 minutes

Request Details Project Details Approvals

Request Details

| | |
|-------------------|--------------------|
| Request Reference | Req-001060 |
| Request Template | * Project Standard |

Requests

Projects

Projects

Home

New Project
Active for less than one mi... <

General

Name * ---

Project Template * ---

Content Template ---

Requests

Projects

Issues

Best Practice Templates with Stage Gates

The screenshot displays a project management interface for a project named "Product Update", which has been active for 3 months. At the top, a progress bar shows four stages: "Chartering" (completed with a checkmark), "Execution" (completed with a checkmark), "Close Out (3 D)" (current stage, indicated by a target icon), and "Closed" (indicated by a circle). Below the progress bar is a navigation menu with various options: Charter, Status, Status Reports, Team, Stages, Gantt, My Work, Documents, Actions, Issues, Risks, Costs, Communications, Project Settings, Approvals (highlighted with a blue underline), and Related (with a dropdown arrow). The main content area is divided into two sections. The first section, "Approvals Detail", shows the "Approvals Coordinator*" as Anne Wallace (Offline), represented by a circular profile picture with the initials "AW". The second section, "Chartering to Execution", contains three items, each with a lock icon: "Approval Required", "Approvers", and "Additional Approval Email Text".


Product Update
Active for 3 months

Chartering Execution Close Out (3 D) Closed




Charter Status Status Reports Team Stages Gantt My Work Documents Actions Issues Risks Costs Communications Project Settings **Approvals** Related ▾

Approvals Detail

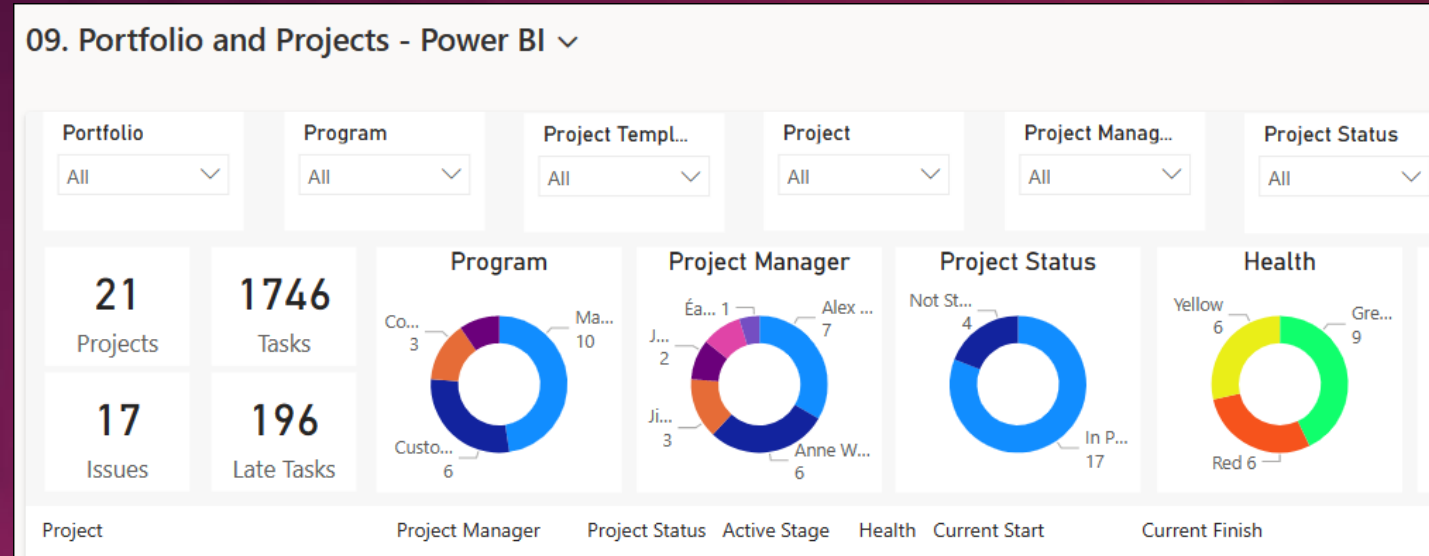
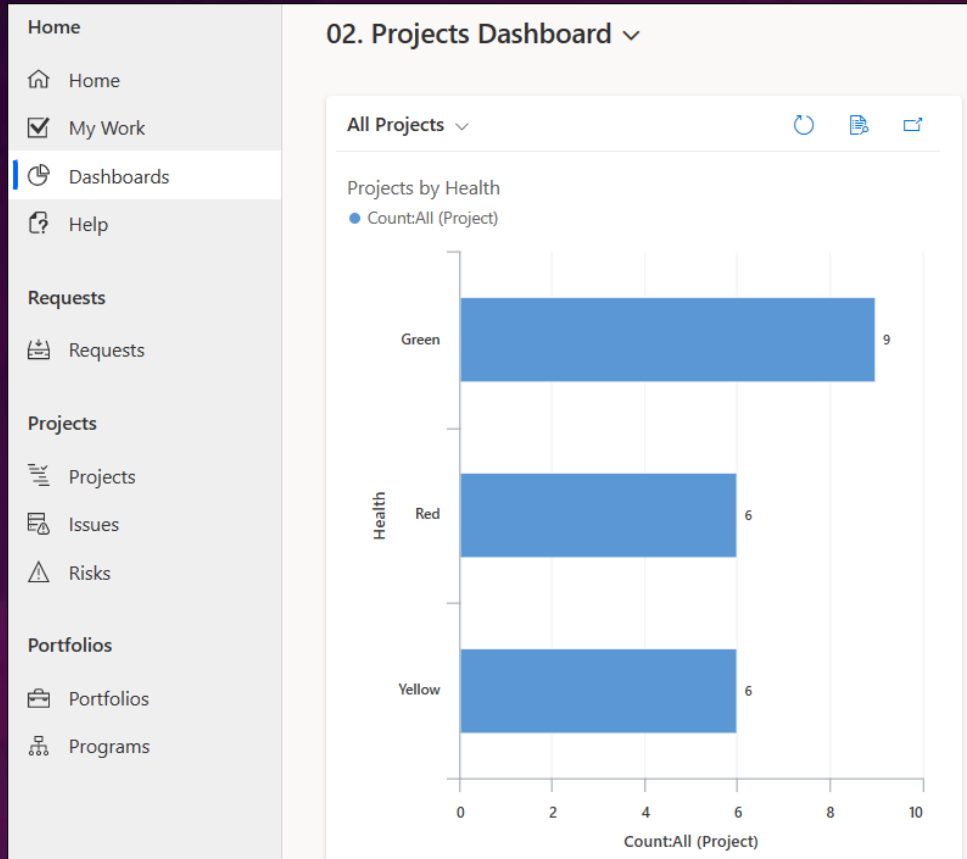
Approvals Coordinator*

 Anne Wallace (Offline)

Chartering to Execution

 Approval Required  Approvers  Additional Approval Email Text

Reporting



QUESTIONS?

➤ Use the Question panel to ask questions

THANK YOU



For sales info contact:

Adam Sheehan

Tel: +1 617 631 9825

+353 91 412741

Email: asheehan@brightwork.com

Our mission is to:


Make Project and Portfolio
Management with Microsoft
SharePoint and Microsoft 365
easier for our customers.

Project Management Success, Made Easy

BrightWork 365 allows organizations to leverage the best of the Microsoft 365 ecosystem for project work and collaboration whilst maintaining a unified view of all projects.

As BrightWork 365 is configurable, organizations can add their processes and ways of working to the Microsoft 365 apps commonly used by their teams.





Introducing BrightWork 365 for Microsoft 365

- A Project Management Solution built for Microsoft 365.
 - Process Requests for new Projects
 - Manage Projects
 - Control Portfolios and Programs
- Uses the best of Microsoft 365 in a fully configurable solution.
 - Integrates with the Power Platform (Power Apps, Power Automate & Power BI), Microsoft Teams, Azure Active Directory, Word, Excel, OneNote etc. and SharePoint Online
 - [BrightWork 365 Product page](#)
- We are happy to assist with your deployment as needed.
 - [BrightWork 365 Deployment page](#)



Upgrading to BrightWork 365



Contact Customer Success

Our approach to upgrading your BrightWork 365 solution includes:

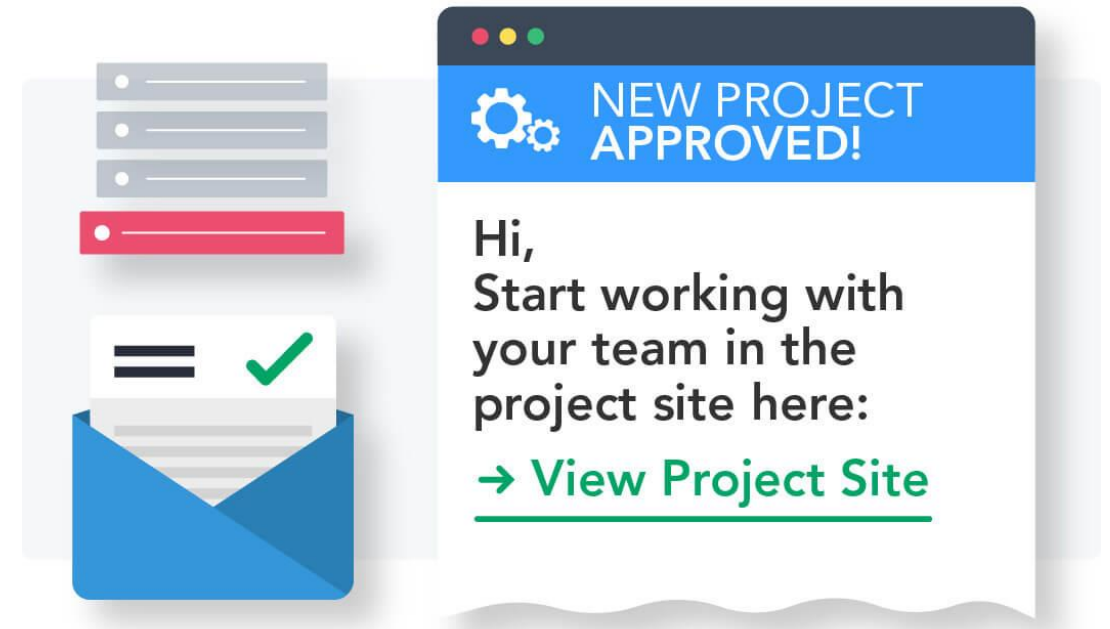
- A pre-evaluation of your Microsoft 365 solution to facilitate a smooth upgrade process.
- Providing on-hand technical assistance during the upgrade process.
- Updating any processes to leverage and new features of the latest release.

A member of our technical team will work with your Microsoft 365 administration team to upgrade your tenant to the latest version of BrightWork 365.

They will confirm the solution upgrade and answer any post-upgrade questions you may have.

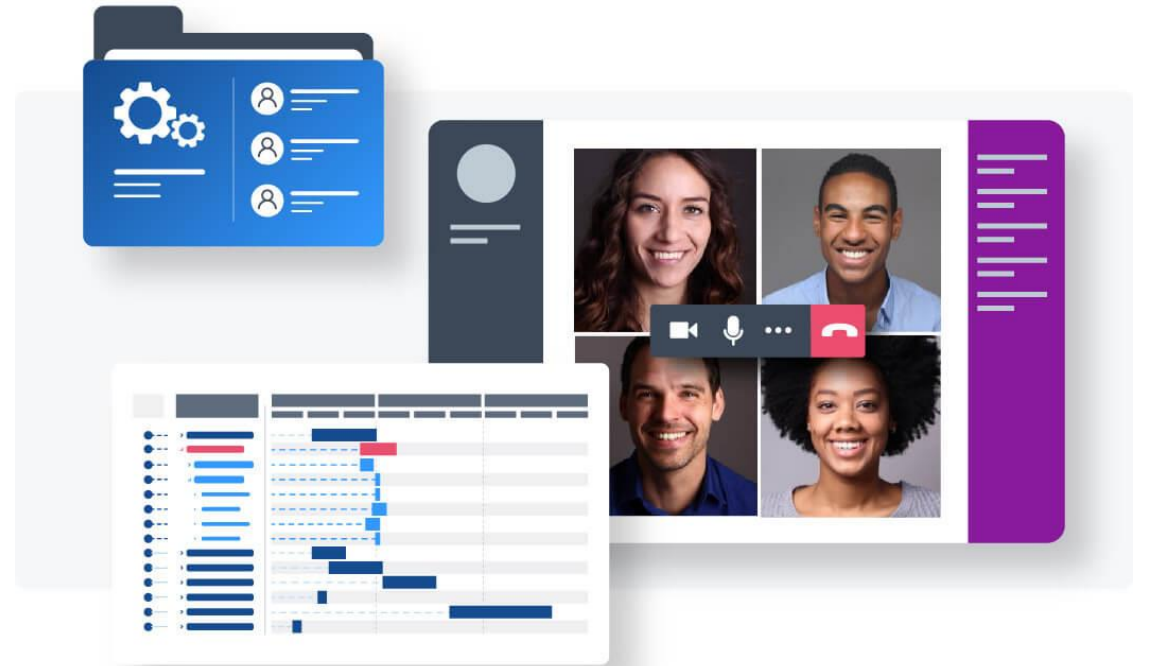
Project Requests

- Capture and manage new ideas from anyone in your organization in one solution.
- Improve project governance by approving and resourcing the right projects to support strategic goals.
- Get visibility into the project pipeline to inform business planning.
- Provide clarity about the objectives of the project to help project teams reach their goals.
- Streamline the decision process to get a fast start on key projects.



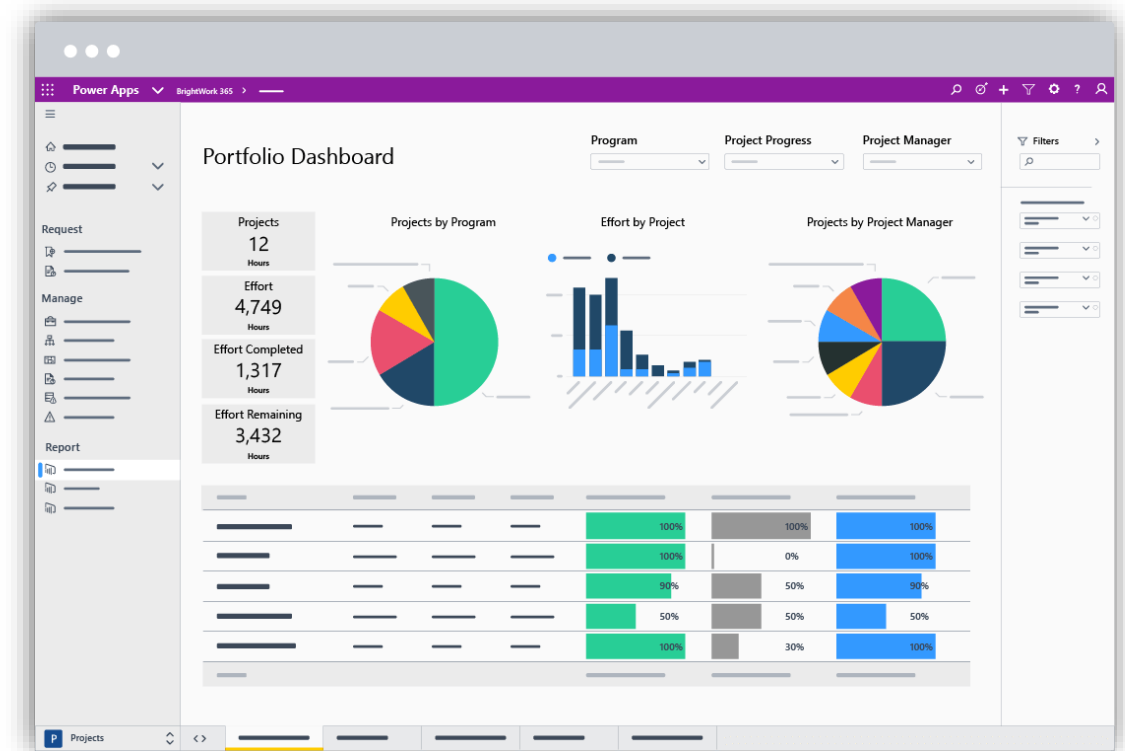
Manage Projects

- Save time during project setup with templates and stages.
- Streamline project set up by using the Microsoft 365 apps you are familiar with in one app.
- Improve project quality with stage gates, providing in-built checks at every project phase.
- Save time and reduce errors with automation.
- Ensure stakeholder satisfaction with a clear project charter, including acceptance criteria for deliverables.



Manage Portfolios

- See how portfolios are performing with at-a-glance, real-time reports.
- Take action quickly to address issues and keep projects on track.
- Visualize project data with interactive reports to understand complex information quickly.
- Reclaim lost time with fewer meetings and lengthy email chains.



DEPLOYMENT SERVICES

- Your dedicated Customer Success Partner is with you at every step.
- The BrightWork 365 Start Service is based on our 3D Deployment (Design, Deliver, Deploy) approach.



BrightWork Customer Success stories

| | | | | | | | |
|-------------------------------------------------------------------------------------|-------------------------------------------------------------------------------------|-------------------------------------------------------------------------------------|---------------------------------------------------------------------------------------|---------------------------------------------------------------------------------------|---------------------------------------------------------------------------------------|---------------------------------------------------------------------------------------|---------------------------------------------------------------------------------------|
|  |  |  |  |  |  |  |  |
|  |  |  |  |  |  |  |  |
|  |  |  |  |  |  |  |  |